

# KUZCO LIGHTING

## LUMINAIRE PHOTOMETRIC REPORT

**Filename:** LP14935-BK - Chute

**Manufacturer:** KUZCO LIGHTING

**Luminaire:** Linear Pendant

**Luminaire Cat:** LP14935-BK

**Lamp:** DC LED w/ Driver

**Lamp Cat:** N/A

**Ballast Desc:** IN:100-130VAC 50/60Hz,0.21A;OUT:31-44VDC,400mA, 20W(max)

**Ballast Cat:** HUEUC DC-CC-20

**Lamp Output:** Total luminaire Lumens: 783.5

**Max Candela:** 214.8 at Horizontal: 270°, Vertical: 0.5°

**Input Wattage:** 16.4

**Luminous Opening:** Rectangle (L: 0.79", W: 35.83")

**Test:** 1360-19

**Test Date:** 10 October 2019

**Test Lab:** KUZCO LIGHTING

**Photometry :** Type C

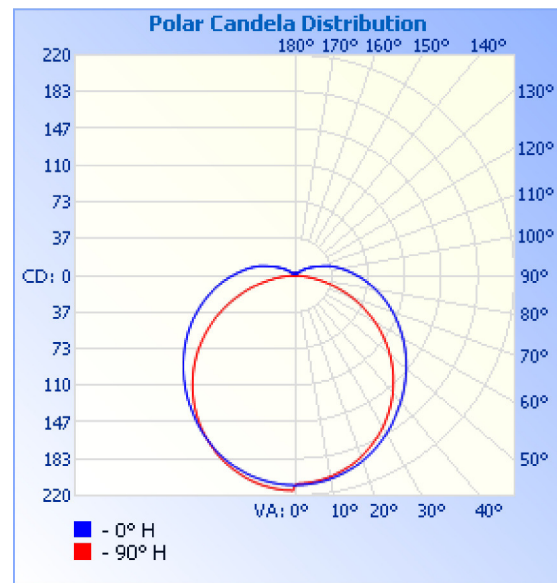
**CIE Class:** Direct

**Cutoff Class:** Noncutoff

**Nema Type:** 7 X 7


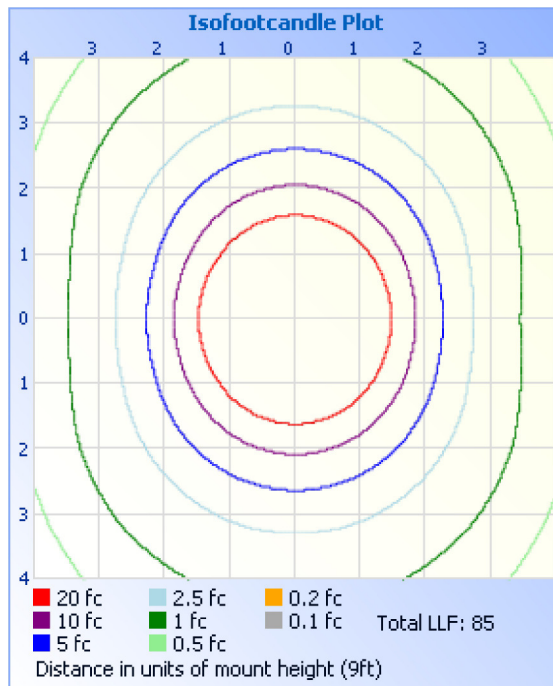
### Zonal Lumen Summary

| Zone   | Lumens | % Luminaire |
|--------|--------|-------------|
| 0-30   | 164.4  | 21%         |
| 0-40   | 271.2  | 34.6%       |
| 0-60   | 495.4  | 63.2%       |
| 60-90  | 221.6  | 28.3%       |
| 70-100 | 158.6  | 20.2%       |
| 90-120 | 59.6   | 7.6%        |
| 0-90   | 717.0  | 91.5%       |
| 90-180 | 66.5   | 8.5%        |
| 0-180  | 783.5  | 100%        |



### Lumens Per Zone

| Zone  | Lumens | % Total | Zone    | Lumens | % Total |
|-------|--------|---------|---------|--------|---------|
| 0-10  | 19.9   | 2.5%    | 90-100  | 32.5   | 4.1%    |
| 10-20 | 57.2   | 7.3%    | 100-110 | 18.4   | 2.3%    |
| 20-30 | 87.3   | 11.1%   | 110-120 | 8.7    | 1.1%    |
| 30-40 | 106.8  | 13.6%   | 120-130 | 3.4    | 0.4%    |
| 40-50 | 114.2  | 14.6%   | 130-140 | 1.2    | 0.2%    |
| 50-60 | 109.9  | 14.0%   | 140-150 | 0.9    | 0.1%    |
| 60-70 | 95.5   | 12.2%   | 150-160 | 0.7    | 0.1%    |
| 70-80 | 74.4   | 9.5%    | 160-170 | 0.5    | 0.1%    |
| 80-90 | 51.7   | 6.6%    | 170-180 | 0.2    | 0%      |



Reported data calculated from manufacturer's data file, based on IES recommended methods.